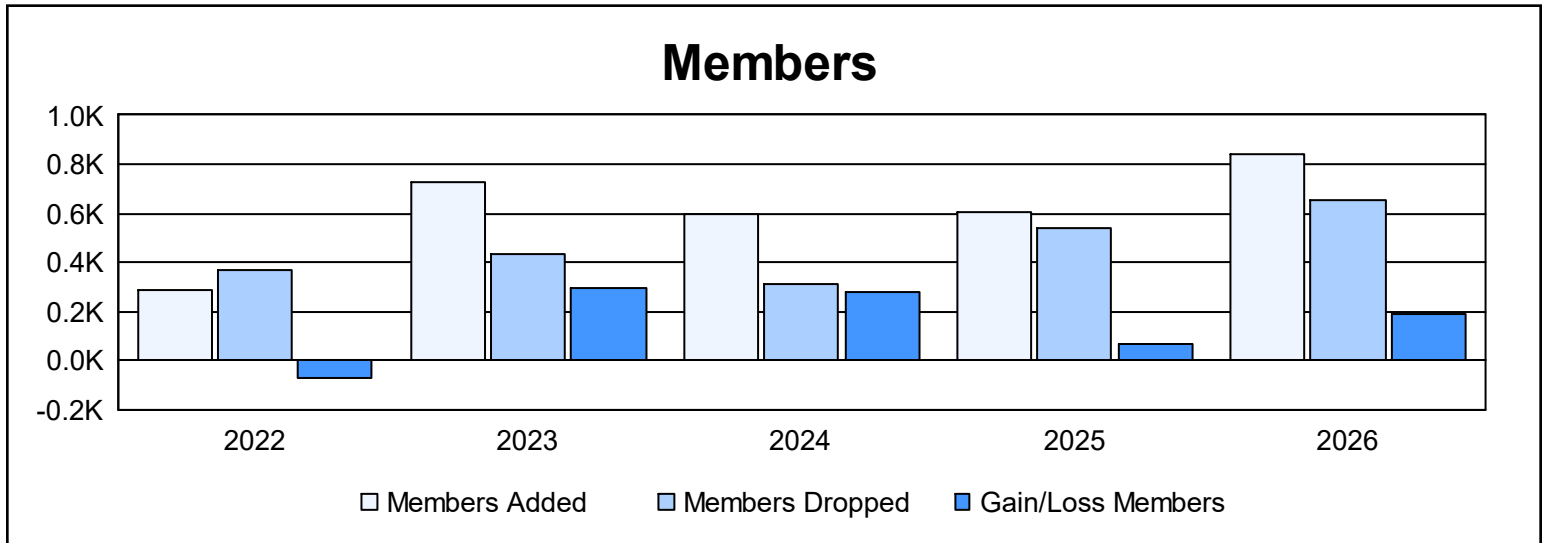
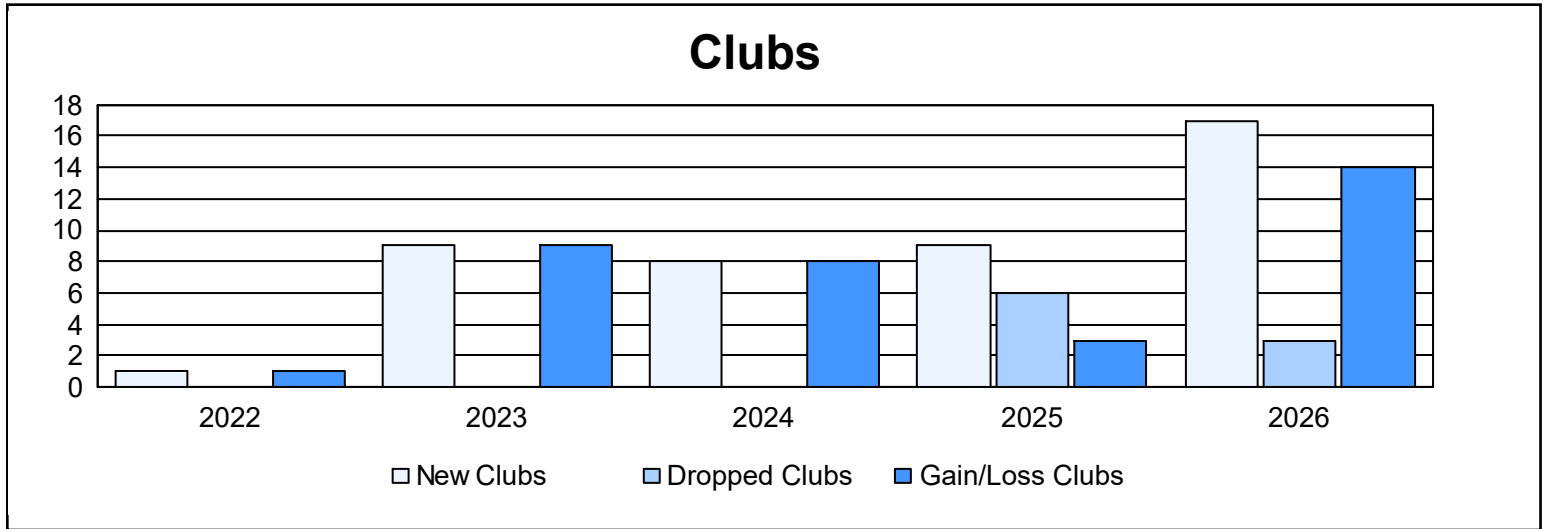
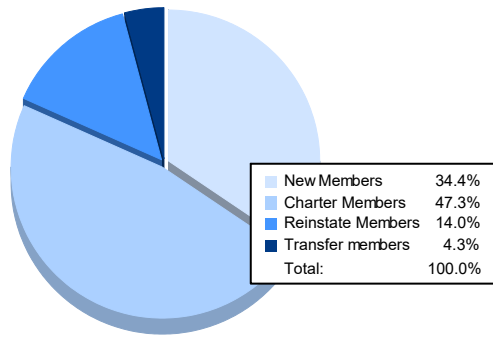


| Year | New Clubs | Dropped Clubs | Gain/ Loss Clubs | New Members | Charter Members | Reinstate Members | Transfer Members | Total Member Added | Total Members Dropped | Gain/ Loss Members |
|----------------|-----------|---------------|------------------|-------------|-----------------|-------------------|------------------|--------------------|-----------------------|--------------------|
| 2021-2022 | 1 | 0 | 1 | 239 | 27 | 13 | 11 | 290 | 365 | -75 |
| 2022-2023 | 9 | 0 | 9 | 333 | 322 | 68 | 3 | 726 | 433 | 293 |
| 2023-2024 | 8 | 0 | 8 | 298 | 217 | 50 | 28 | 593 | 313 | 280 |
| 2024-2025 | 9 | 6 | 3 | 267 | 209 | 102 | 30 | 608 | 538 | 70 |
| 2025-2026 | 17 | 3 | 14 | 289 | 397 | 118 | 36 | 840 | 652 | 188 |
| Average | 9 | 2 | 7 | 285 | 234 | 70 | 22 | 611 | 460 | 151 |



Membership Composition April 2026 Cumulative



Gender Composition April 2026 Cumulative

